

## Surface Mount Schottky Barrier diode

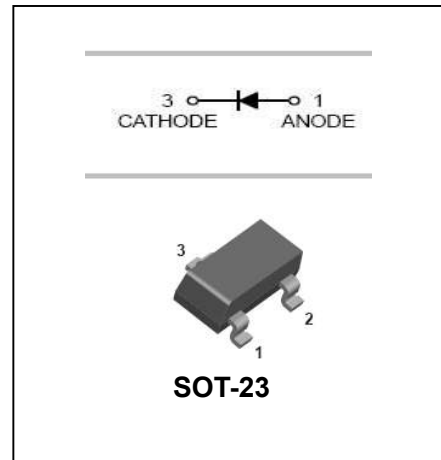
## 1SS294

### FEATURES

- Low Forward voltage:  
 $V_F=0.54V(\text{Typ.})$
- Low Reverse Current:  
 $I_R=5\mu A(\text{Max.})$



Lead-free



### ORDERING INFORMATION

Type No.	Marking	Package Code
1SS294□	A2	SOT-23

□: none is for Lead Free package;

“G” is for Halogen Free package.

### MAXIMUM RATING @ $T_a=25^\circ\text{C}$ unless otherwise specified

Parameter	Symbol	Limits	Unit
Maximum Peak reverse voltage	$V_{RM}$	45	V
Reverse Voltage	$V_R$	40	V
Maximum Peak Forward Current	$I_{FM}$	300	mA
Average Forward Current	$I_O$	100	mA
Power Dissipation	$P_d$	150	mW
Junction temperature	$T_j$	125	$^\circ\text{C}$
Storage temperature	$T_{STG}$	-55 to +125	$^\circ\text{C}$

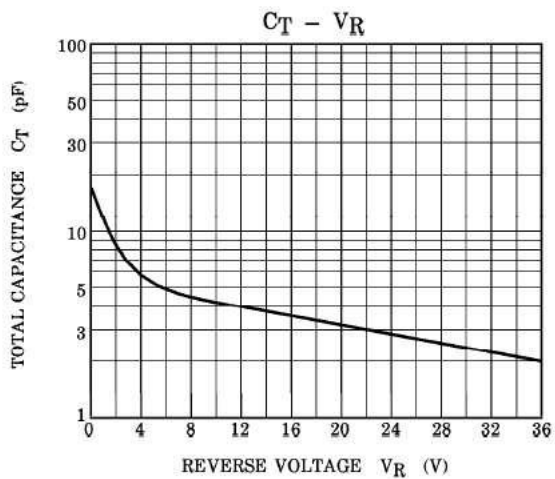
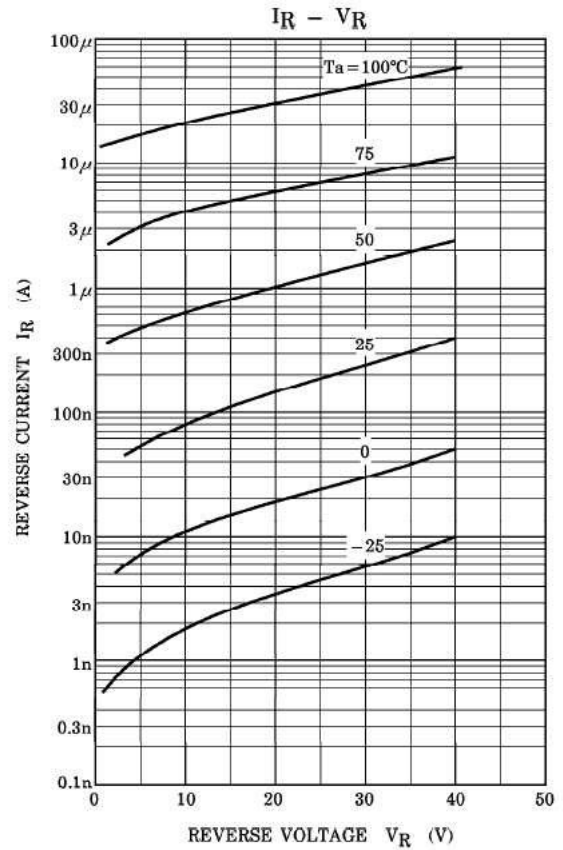
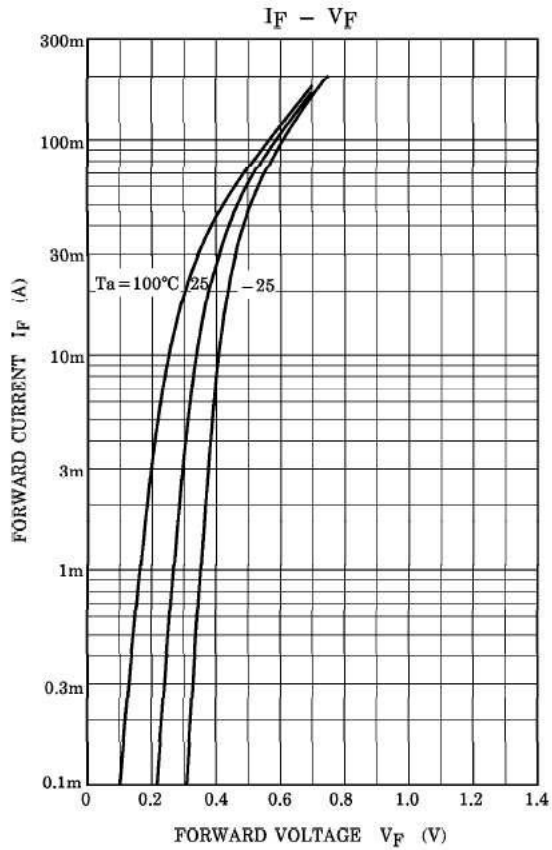
### ELECTRICAL CHARACTERISTICS @ $T_a=25^\circ\text{C}$ unless otherwise specified

Parameter	Symbol	Min.	Typ.	Max.	Unit	Conditions
Forward voltage	$V_{F1}$	-	0.28	-	V	$I_F=1\text{mA}$
	$V_{F2}$	-	0.36	-	V	$I_F=10\text{mA}$
	$V_{F3}$	-	0.54	0.60	V	$I_F=100\text{mA}$
Reverse current	$I_R$	-	-	5	$\mu\text{A}$	$V_R=40\text{V}$
Total Capacitance	$C_T$	-	18	25	pF	$V_R=1\text{V}, f=1\text{MHz}$

Surface Mount Schottky Barrier diode

**1SS294**

TYPICAL CHARACTERISTICS @  $T_a=25^\circ\text{C}$  unless otherwise specified



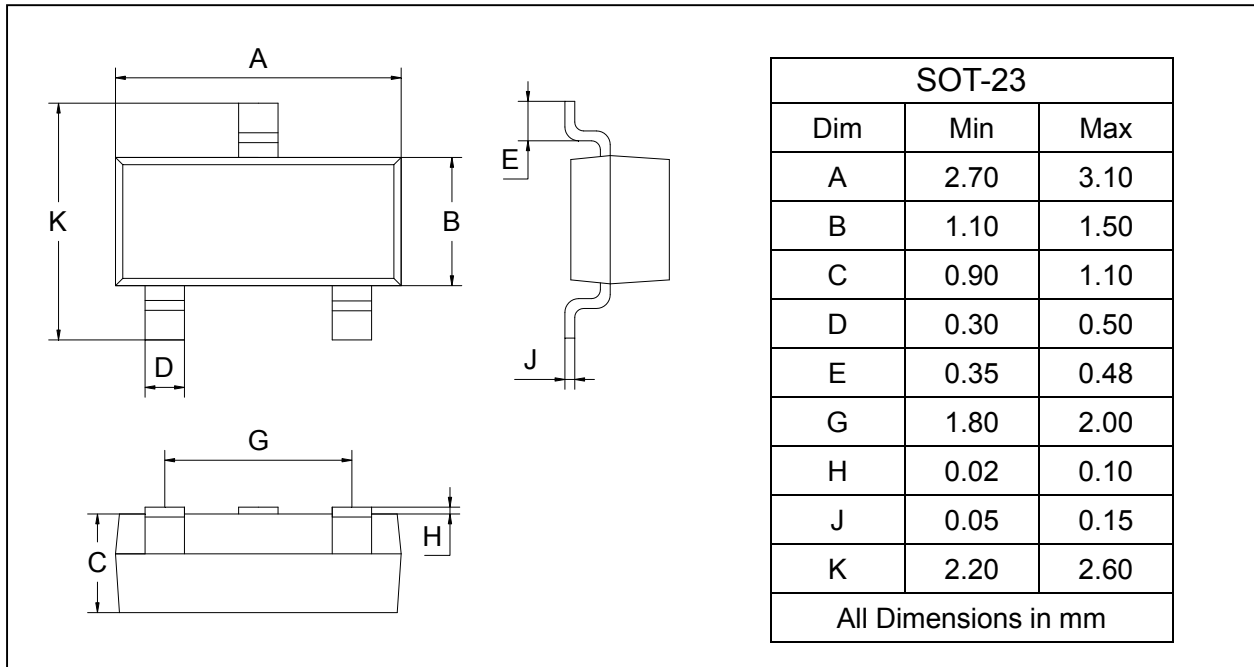
Surface Mount Schottky Barrier diode

**1SS294**

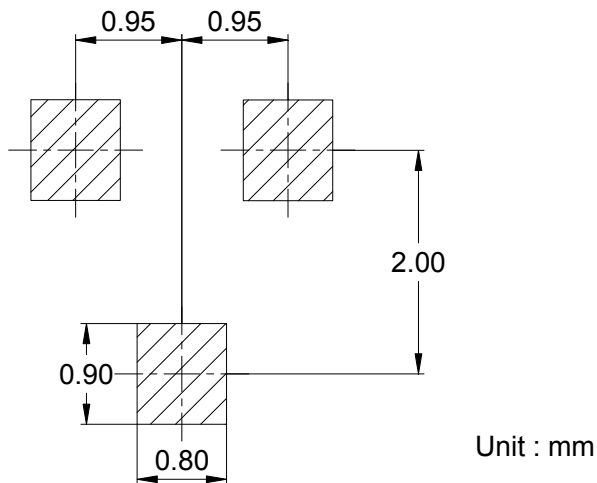
PACKAGE OUTLINE

Plastic surface mounted package

SOT-23



SOLDERING FOOTPRINT



PACKAGE INFORMATION

Device	Package	Shipping
1SS294	SOT-23	3000/Tape&Reel